

Spanish Y11 - Y12 Transition Document

La transición al español para el año 12.



How to prepare for Spanish at A Level

You have a few weeks in which to really prepare for your A Level in Spanish. The leap from GCSE to A Level is significant. This booklet contains links to a huge range of media, most of which is available for free online as well as tasks to complete before the start of term. In order to keep pace, it is vital that you work through the tasks. Little and often is always best!...

Subject content

Students may study all sub-themes in relation to any Spanish-speaking country or countries.

Social Trends and Issues - Aspects of Hispanic society - Year 12

Modern and traditional values (Los valores tradicionales y modernos)

- Los cambios en la familia
- Actitudes hacia el matrimonio/el divorcio
- La influencia de la Iglesia Católica

Cyberspace (El ciberespacio)

- La influencia de internet
- Las redes sociales: beneficios y peligros
- Los móviles inteligentes en nuestra sociedad

Equal rights (La igualdad de los sexos)

- La mujer en el mercado laboral
- El machismo y el feminismo
- Los derechos de los gays y las personas transgénero

Political and artistic culture - Artistic culture in the Hispanic world - Year 12

Students must study the sub-theme Spanish regional identity in relation to Spain. Students may study the remaining sub-themes in relation to any Spanish-speaking country or countries.

Modern day idols (La influencia de los ídolos)

- Cantantes y músicos
- Estrellas de televisión y cine
- Modelos

Spanish regional identity (La identidad regional en España)

- Tradiciones y costumbres
- La gastronomía
- Las lenguas

Cultural heritage (El patrimonio cultural)

- Sitios turísticos y civilizaciones prehispánicas: Machu Picchu, la Alhambra, etc
- Arte y arquitectura
- El patrimonio musical y su diversidad

Film - Year 12

- *María, llena eres de gracia* Joshua Marston (2004)

Individual research project - Year 12/13

Students must identify a subject or a key question which is of interest to them and which relates to a country or countries where Spanish is spoken. They must select relevant information in Spanish from a range of sources including the internet. The aim of the research project is to develop research skills. Students will demonstrate their ability to initiate and conduct individual research by analysing and summarising their findings, in order to present and discuss them in the speaking assessment. Students may choose a subject linked to one of the themes or sub-themes or to one of the works. However, students must not base their research on the same literary text or film that they refer to in their written assessment. Students within a school or college should each choose a different subject for their research. However, if more than one student selects the same general subject area, the title of their research and their approach must be different. The A-level Content Advisory Board (ALCAB) has published illustrative examples of individual research topics at alcab.org.uk

Social Trends and Issues - Multiculturalism in Hispanic society - Year 13

Immigration (La inmigración)

- Los beneficios y los aspectos negativos
- La inmigración en el mundo hispánico
- Los indocumentados - problemas

Racism (El racismo)

- Las actitudes racistas y xenófobas
- Las medidas contra el racismo
- La legislación anti-racista

Integration (La convivencia)

- La convivencia de culturas
- La educación
- Las religiones

Political and artistic culture - Aspects of political life in the Hispanic world - Year 13

Students must study Monarchies and dictatorships in relation to any relevant Spanish-speaking country or countries. Students may study the remaining sub-themes in relation to any Spanish-speaking country or countries.

Today's youth, tomorrow's citizens (Jóvenes de hoy, ciudadanos del mañana)

- Los jóvenes y su actitud hacia la política : activismo o apatía
- El paro entre los jóvenes
- Su sociedad ideal

Monarchies and dictatorships (Monarquías y dictaduras)

- La dictadura de Franco

- La evolución de la monarquía en España
- Dictadores latinoamericanos

Popular movements (Movimientos populares)

- La efectividad de las manifestaciones y las huelgas
- El poder de los sindicatos
- Ejemplos de protestas sociales (eg El 15-M, las Madres de la Plaza de Mayo, ...)

Texts - Year 13

- Laura Esquivel *Como agua para chocolate*

Assessments

Paper 1: Listening, reading and writing

What's assessed

- Aspects of Hispanic society
- Artistic culture in the Hispanic world
- Multiculturalism in Hispanic society
- Aspects of political life in Hispanic society
- Grammar

How it's assessed

- Written exam: 2 hours 30 minutes
- 100 marks
- 50 % of A-level

Questions

- Listening and responding to spoken passages from a range of contexts and sources covering different registers and adapted as necessary. Material will include complex factual and abstract content and questions will target main points, gist and detail. Studio recordings will be used and students will have individual control of the recording. All questions are in Spanish, to be answered with non-verbal responses or in Spanish (30 marks).
- Reading and responding to a variety of texts written for different purposes, drawn from a range of authentic sources and adapted as necessary. Material will include complex factual and abstract content and questions will target main points, gist and detail. All questions are in Spanish, to be answered with non-verbal responses or in Spanish (50 marks).
- Translation into English; a passage of minimum 100 words (10 marks).
- Translation into Spanish; a passage of minimum 100 words (10 marks).
- No access to a dictionary during the assessment.

Paper 2: Writing

What's assessed

- One text and one film or two texts from the list set in the specification
- Grammar

How it's assessed

- Written exam: 2 hours
- 80 marks in total
- 20 % of A-level

Questions

- Either one question in Spanish on a set text from a choice of two questions and one question in Spanish on a set film from a choice of two questions or two questions in Spanish on set texts from a choice of two questions on each text. •• All questions will require a critical appreciation of the concepts and issues covered in the work and a critical and analytical response to features such as the form and the technique of presentation, as appropriate to the work studied (eg the effect of narrative voice in a prose text or camera work in a film).
- No access to texts or films during the assessment.
- No access to a dictionary during the assessment.
- Students are advised to write approximately 300 words per essay.

Paper 3: Speaking

What's assessed

- Individual research project
- One of four sub-themes ie Aspects of Hispanic society or Artistic culture in the Hispanic world or Multiculturalism in Hispanic society or Aspects of political life in Hispanic society

How it's assessed

- Oral exam: 21 - 23 minutes (including 5 minutes preparation time)
- 60 marks in total
- 30 % of A-level

Questions

- Discussion of a sub-theme with the discussion based on a stimulus card (5 - 6 minutes). The student studies the card for 5 minutes at the start of the test (25 marks).
- Presentation (2 minutes) and discussion (9 - 10 minutes) of individual research project (35 marks).
- No access to a dictionary during the assessment (including 5 minutes preparation).
- Students may take the assessment only once before certification.
- Assessments will be conducted by either the centre or a visiting examiner and marked by an AQA examiner.

History and the Hispanic World

You need to know your history! We suggest knowing the history of Spain and of a few Latin American countries e.g. Chile and Venezuela. You can do this in a variety of ways e.g. a time line as we have shown here or a mind map or a PowerPoint of key historical moments. Complete some research and add to the time line below - you could colour code it to match the different Hispanic places you study. It is a very good idea to research key events and take brief notes on the **IMPACT** each one had on the society at the time.

A Brief History of Spain

711 AD- The Muslims from North Africa conquer the Iberian Peninsula (Spain and Portugal) defeating the Visigoths living in the south. Known as the Moors, the invaders name their new land al-Andalus.

The reign of the Moors in Spain did not end until 1492 and as a result much of Spanish music, art, architecture, language, dance and food has been influenced by the Muslims who ruled there for such a long time.

722 AD- Christians rulers try to take back the Iberian peninsula. This is the beginning of the Reconquista, or Reconquest. Asturias in the north becomes a haven for Christians escaping the Muslim rule. As more Christians flee the south, the northern regions become more powerful.

1492 - The Christian Kingdoms of Castile and Aragon conquer the Emirate of Granada, ending nearly 800 years of Muslim rule in the south and founding modern Spain as a united state. Christopher Columbus conquers South and Central America for Spain. Jews and later Muslims are expelled from Spain during the Inquisition.

16th-17th centuries - Spanish Empire at its height, with Spain the predominant European power.

18th century - Spain loses land in The War of the Spanish Succession. The French Bourbon dynasty rules Spain and centralises all power. All the regional autonomous assemblies are closed and the government and military are modernised.

1807-1814 - Napoleon's France occupies Spain. Fierce nationalist resistance and British intervention in the Peninsular War gradually force French troops out.

19th century - Following the war with Napoleon Spain is left politically divided and economically weak. All Latin American countries win their independence from Spain.

1920s - Spain is ruled by the dictatorship of Primo de Rivera. Many experience financial hardship.

1931 - The return of democratic government leads to the removal of the royal family, a republic is declared. Radical policies of land reform, labour rights, educational expansion and anti-Church legislation deepen the political divide.

1936 - After two years of right-wing government, a Popular Front coalition of left-wing and liberal parties narrowly wins parliamentary elections and seeks to reintroduce the radical policies of 1931. A coup by right-wing military leaders captures only part of the country, leading to three years of civil war.

Nazi Germany and Fascist Italy actively support the Nationalist rebels, while only the Soviet Union provides assistance to the Republic. Enthusiastic volunteers from all over Europe and the Americas join the Communist-run International Brigades to support the Republicans.

General Franco's dictatorship spanned nearly four decades.

1939 - General Francisco Franco leads the Nationalists to victory in the Civil War. More than 350,000 Spaniards died in the fighting. Spain does not participate in the Second World War although the dictator Franco is clearly sympathetic towards Hitler.

1946-50 - Under Franco Spain was removed from the United Nations. Many countries ended all diplomatic relations with them.

1950s - As the Cold War deepens the US gradually improves relations with Spain. Spain is admitted to the UN in 1955 and the World Bank in 1958, and other European countries open up to the Franco government.

El Milagro Español - the economic miracle of the late 1950s - Spain's manufacturing and tourism industries take off.

1959 - ETA is formed with the aim of fighting for an independent Basque region in the north of Spain. Its violent campaign begins with an attempt to derail a train carrying politicians in 1961.

1973 - Eta kills Prime Minister Admiral Luis Carrero Blanco in retaliation for the government's execution of Basque fighters.

1975- Franco dies. King Juan Carlos takes the throne and oversees Spain's transition from dictatorship to democracy. Spain

1977 - First free elections in four decades. Ex-Francoist Adolfo Suarez's Union of the Democratic Centre manages a relatively smooth transition to stable democracy.

1978 - New constitution confirms Spain as a parliamentary monarchy.

1981 - Coup attempt; rebels seize parliament and tanks take to the streets of Valencia in an attempt to prevent the appointment of a new. Plotters surrender after King Juan Carlos makes a televised address demanding an end to the coup..

1992 - Summer Olympic Games held in Barcelona. Seville hosts Expo 92. Celebrations mark the 500th anniversary of Columbus's first voyage to America.

1996 -Jose Maria Aznar becomes Prime Minister with the Partido popular.

2000 - Madrid car bombs mark return to violence with ETA. Aznar's Popular Party (PP) wins landslide in general elections.

2002 -Peseta replaced by Euro.

2004 - 191 people killed in explosions on packed rush-hour trains in Madrid in near-simultaneous pre-election attacks by an Islamic group with links to al-Qaeda.

With Spain still in mourning, the Socialists under Jose Luis Rodriguez Zapatero defy earlier opinion polls and win a general election.

2005 - Parliament defies Roman Catholic Church by legalising gay marriage and granting homosexual couples same adoption and inheritance rights as heterosexual ones.

2006 - Voters in Catalonia back proposals to give the region greater autonomy as well as the status of a nation within Spain.

2007 - Parliament passes a bill formally denouncing Franco's rule and ordering the removal of all Franco-era statues and symbols from streets and buildings. Spain is seeking to erase the memory of its dictatorship past.

2009 Spanish economy enters recession for first time since 1993. Unemployment soars to 17.4%, with over 4 million people jobless.

2010 - Unemployment rate climbs to over 20% for first time in nearly 13 years. Parliament approves 15bn-euro (£13bn) austerity package.

2010- Eta declares new ceasefire. Spanish government dismisses the move, saying there can be no political settlement until Eta renounces violence for good and disarms.

2011 - New government headed by Mariano Rajoy takes office. He announces new round of austerity measures to slash public spending by 16.5bn euros (£14bn).

2012 - Unemployment total passes the 5 million mark. This represents a jobless rate of 22.8% - the highest in the eurozone. Over half of all 16-24 year-olds are out of work.

2012- The Basque armed group Eta issues a statement that it is ready to disband, disarm and enter talks with the French and Spanish governments.

2012 - The Royal Family's popularity continues to decline as the King's son-in-law is involved in an embarrassing corruption scandal.

2013 - Economy registers 0.1% growth in July-September, formally lifting it out of recession.

Key Vocabulary:

La censura- censorship
 La dictadura- dictatorship
 Oprimir- to oppress
 La política- politics
 Un partido- a political party
 La democracia- democracy
 Conservador- Conservative
 Socialista- Socialist
 La sociedad- Society
 La cultura- culture

La economía- economy
 La familia real- the royal family
 la prohibición- the banning/prohibition
 la tradición- tradition
 el aislamiento- isolation
 los exilios culturales- cultural exiles
 La movida- cultural movement following dictatorship



- The Spanish Civil War began in 1936 and ended in 1939 when General Franco took control as dictator of Spain. The war was fought between the Republicans and Nationalists.
- Republicans represent socialist, left wing politics and were known as the 'reds' during the war because of their association with communists. The Republican Party was made up of workers, trade unionists, socialists and peasants.

- Nationalists represent Conservative right wing politics and their leader was General Franco. The Nationalist Party was made up of monarchists, land owners, employers, the Roman Catholic Church and the army.
- The war was extremely bloody and by the end 500, 000 people had lost their lives. At the end of the conflict Franco purged any remaining Nationalist supporters.
- During the conflict General Franco allowed Hitler to test out his new bomber planes on the small market town of Guernica in the Basque country. 1500 people from the town died. Throughout the conflict Franco received military aid from Germany which helped the Nationalists to victory.
- The reign of General Franco was harsh and oppressive. Many left Spain voluntarily as refugees to escape his rule and 1 million Spaniards were imprisoned for opposing him.
- The regional languages of Basque and Catalan were banned. No newborn could be given a Basque or Catalan Christian name.
- Citizens were spied on by a network of secret police.
- All other religions apart from Roman Catholicism were banned.
- Franco considered himself a traditionalist and believed that he was responsible for preserving Spain's cultural traditions. Any regional tradition, including local dances, which he considered not 'Spanish' were banned.
- Cultural activities such as literature, poetry, television, education, music and cinema were subject to censorship.
- Following the death of General Franco Spain experienced a cultural movement known as 'La Movida'. Artists now enjoyed complete freedom of expression. The film director Pedro Almodóvar was a key figure in this new movement.

Watch...

- The news.

Click <https://www.rtve.es/temas/telediario-en-4/10650/> to watch four minute version of the news. Alternatively, you can watch the entire news show which lasts 50 minutes.

- MOVIES

Choose at least one of the following movies to watch over the summer:

- Volver (Pedro Almodóvar, 2006)
- Ocho Apellidos Vascos (Emilio Martínez-Lázaro, 2014)
- El Laberinto del Fauno (Guillermo del Toro, 2006)
- María llena eres de gracia (Joshua Marston, 2004)
- Abel (Diego Luna, 2010)
- Las 13 Rosas (Emilio Martínez-Lázaro, 2007)

- NETFLIX (IF YOU HAVE IT!)

To keep topped up on your Spanish, there are many series/ films on netflix right now. Some very good ones include... 'La casa de papel' (Money heist), Elite, El Gran Hotel, Las chicas del cable, La casa de flores. Watch the Spanish versions with subtitles, not a version that has

been dubbed in English. You could write a review of your opinion of what you watched (Past Tense) and if you would recommend it to others (Conditional Tense).

Mind Map...

Mind map / start to learn the attached vocabulary lists - this is a long term project. This is the key vocabulary needed on the course (more comes up during the study but this is a brilliant start).

Read...

- Keep your own vocabulary book for new expressions you come across. You could order it alphabetically, by topic area based on what we are going to study or just use it as a diary and scribble away your Spanish development in it.

- **NEWSPAPERS AND MAGAZINES**

Read a foreign language newspaper - El País is available in larger paper shops. El País has its own website <http://www.elpais.com/> so that you can read the paper online. You do not have to read the paper cover to cover, just scan the headlines and pick out ONE article that grabs your attention.

- **Websites**

- ✓ Switch to Spanish browsers such as and <http://es.yahoo.com/> or www.yahoo.es as well as www.google.es. This way, you will read Spanish every time you log on and it will become part of your everyday activity.
- ✓ Look at the www.bbc.com/mundo for BBC reporting in Spanish. Click on Videos for clips and reports in Spanish.

For Daily News:

- ✓ News.yahoo.com/
- ✓ www.abc.es
- ✓ www.terra.es
- ✓ Go to www.donbalon.com for football website and related articles.
- ✓ Go to www.hola.com for a Spanish celebrity gossip magazine (note that some content requires subscription). This also has short clips in Spanish.

- **Websites for research**

Once you actually start your A Level in September, you will realise that you are almost completing a Sociology A Level in Spanish. It is fascinating and you will learn all about the history and culture of Spanish speakers across the world, not just in Spain. If you are searching for information, try switching to the Spanish www.es.wikipedia. Remember that anyone can write on Wikipedia so you must validate your research elsewhere and never quote from it! It is a good place to start though.

British Council support available from <http://schoolsonline.britishcouncil.org/>

- **On-line dictionary**

Some good on-line dictionaries are: <http://www.spanishdict.com/> and <http://www.wordreference.com>

TIP When you look up a verb, click the conjugation tab to see how the verb is conjugated in EVERY tense.

TOP TIP: Don't look up every word you are not sure of when reading an article/ book

Yes... you read that right. When you are reading articles etc, try not to look up every word as it will take you forever. Skim and scan the text to get the gist. Remember to use the context or the article, cognates and common sense to figure out what the article is saying. Pick out a couple of words that you like the look of, that you feel may be real hurdles to getting the idea of the text, look them up carefully and add them to your vocab booklet. The aim at this stage is to get the gist of the article, not be able to translate it completely. Translation is a whole different ball game and you will learn it soon enough.

You will be surprised how much more enjoyable reading will be if you really pay attention to this tip.

Research...

Research General cultural knowledge - you should know / understand:

- the Latin American countries (Hispanic World) and the 17 autonomous communities of Spain.
- the geography of Spain - major cities, where each region is, for what some regions are famous e.g. la rioja - wine/ la comunidad de Valencia - paella, Andalucía - bullfighting and flamenco
- the Spanish Civil War 1936-39 (who fought in it, impact on country) and the dictatorship that followed until 1975 (who was the dictator, what were his values, how did he change Spain)

Completing various research projects on these topics would be a wonderful start to broadening your Hispanic knowledge. We suggest you study / create fact files / research the following titles as projects...

- La Sagrada Familia
- Park Guell
- Gaudi
- Toledo
- Fiestas e.g. Las Fallas / La tomatina / Semana Santa/ Los San Fermines
- La corrida (the bull fight)
- The origin of the football rivalry between Real Madrid and FC Barcelona
- Athletic Bilbao and links to Sunderland
- Find out about a famous monument in a Spanish speaking country and recreate it - draw it, build it, whatever you like! - and write a tourist guide in Spanish for visitors

Immerse...

- You should start following Spanish newspapers on twitter or instagram - 'el pais verne' is a very good one. It's got good articles about current day things that are interesting and useful for next year.
- Start to make Spanish an integral part of your life: films, music, podcasts, twitter, instagram, change your phone language to Spanish.
- Do a virtual tour of a city in Spain or South America on Google street view and make a poster/leaflet with info and top tips in Spanish as a tourist guide to each city. Why not work your way through the capital cities first!
- Get creative - make Spanish tapas e.g. tortilla española / patatas bravas - write a review

Grammar...

Use this to secure your grammar knowledge and understanding. You should really KNOW your basic tenses by the time you start Spanish in September. Useful websites include...


- www.languagesonline.org.uk
- www.bbc.co.uk/education/languages/spanish/
- www.realspanish.net
- www.espanol-extra.co.uk - subscription-based grammar, oral and listening exercises

What should I know by now? - This is a common question asked by students about to start their A level. You should be able to:

TOPIC	CONTENT
Recognise and use a range of tenses with regular verbs.	Regular -AR, -ER and -IR verbs: Tenses: Present Preterite Imperfect Near Future (form of ir + infinitive) Future (eg.
Recognise and use a range of tenses with irregular verbs.	Common irregular verbs: ser, estar, ir, tener, hacer Tenses: Present Preterite Imperfect Near Future (form of ir + infinitive) Future (eg. Será) Conditional (eg. sería)
Give opinions with reasons	<ul style="list-style-type: none"> • A range of opinion expressions • Positive and negative reasons for opinions • To be able to agree and disagree







Complete the attached grammar booklet to check your knowledge and understanding.

KS5 Spanish Grammar Revision Guide



NB: The Grammar Revision resources on www.languagesonline.org.uk are great as you can then select what tense you want to revise, read the explanations and complete the exercises. You can do these as often as you like and it gives you a percentage. Another useful tactic is to translate the examples and exercises into English to ensure you understand the meaning of each tense.

Conjuguemos: a great website for practicing your verb conjugations. Find it here: <https://conjuguemos.com/>

Subjects (People) of Verbs - a summary			
English Subject Pronoun	Spanish Subject Pronoun	Also known as	Is equivalent to
I	Yo	 1 st person singular The person speaking	
You (singular)	Tú	 2 nd person singular The person being spoken to	
He She It	Él Ella	 3 rd person singular The person being spoken about	<u>Adam</u> likes tea. <u>Sarah</u> ate chips. <u>The train</u> was late.
We	Nosotros Nosotras	 1 st person Plural / 4 th person The people speaking	<u>Andrew and I</u> went to Ibiza. <u>Lucía and I</u> are going to school.
You (plural)	Vosotros Vosotras	 2 nd person Plural / 5 th person The people being spoken to	
They	Ellos Ellas	 3 rd person Plural / 6 th person The people being spoken about	<u>Peter and Chloe</u> study Spanish. <u>The holidays</u> lasted 2 weeks.

Subjects of Verbs

1. Circle the subject of each of these sentences.

- | | |
|---------------------------------------|----------------------------------|
| a. The alarm rang. | f. Spain is a beautiful country. |
| b. The cat ran down the garden. | g. She won the race easily. |
| c. One of the waiters took the order. | h. A stitch in time saves nine. |
| d. Keith went to the leisure centre. | i. Two of the pencils are red. |
| e. I am always right! | j. They play the guitar. |

2. Replace the underlined subjects in these sentences with pronouns.

- | | |
|---|-------|
| a. <u>Juan and I</u> are going to the beach tomorrow. | _____ |
| b. <u>The television</u> stopped working. | _____ |
| c. At 9 a.m. <u>Andrew and Chris</u> arrived at school. | _____ |
| d. <u>The pencils</u> rolled off the table. | _____ |
| e. <u>Susana</u> is older than her sister. | _____ |
| f. <u>Mr Smith</u> would like a Ferrari. | _____ |

3. Fill in the appropriate pronouns in the grid below.

	English	Spanish
3 rd person plural		
2 nd person singular		
1 st person singular		
2 nd person plural		
3 rd person singular		
1 st person plural		

4. Which Spanish pronoun will you need for each of the underlined subjects?

- | | |
|--|-------|
| a. <u>I</u> am very tired. | _____ |
| b. " <u>Mary and I</u> are leaving tomorrow," said Lucy. | _____ |
| c. <u>The girls</u> went to the cinema. | _____ |
| d. <u>Eric</u> wants to live in the Bahamas. | _____ |
| e. <u>Male cats</u> tend to wander off a lot. | _____ |

The Present Tense - a summary

Regular Verbs

Chop off the -AR, -ER or -IR and add the relevant ending.

	Endings		
	-AR	-ER	-IR
I	o	o	o
You (sg)	as	es	es
He She It	a	e	e
We	amos	emos	imos
You (pl)	áis	éis	ís
They	an	en	en

For example:

Tomar = to take
To form "we take"
TOMAR > tom > tomamos

Irregular Verbs

Here are some of the most common, however this is not a comprehensive list - you should learn as many as you can!

Ser (to be) soy eres es somos sois son	Estar (to be) estoy estás está estamos estáis están
Ir (to go) voy vas va vamos vais van	Hacer (to do/make) hago haces hace hacemos hacéis hacen
Tener (to have) tengo tienes tiene tenemos tenéis tienen	Querer (to want) quiero quieres quiere queremos queréis quieren
Poder (to be able) puedo puedes puede podemos podéis pueden	Decir (to say) digo dices dice decimos decís dicen

Present Continuous

Use the appropriate part of the present tense of ESTAR, plus the present participle = ando / iendo

To form the present participle:

-AR verbs

TOMAR > tom > tomando

-ER and -IR verbs

BEBER > beb > bebiendo

VIVIR > viv > viviendo

123,6 Verbs

Some verbs have a spelling change which only occurs in people 123 and 6.

e > ie

ACERTAR > acert > aciert > acierto

o > ue

CONTAR > cont > cuent > cuentas

u > ue

DORMIR > dorm > duerm > duerme

The Present Continuous Tense

1. Fill in the parts of *estar*:

I		We	
You (sg)		You (pl)	
He/she/it/Vd		They / Vds	

2. Fill in the Present Participles of the following verbs:

- | | |
|---|------------------------|
| a. andar <u> andando </u> | i. caminar _____ |
| b. comer _____ | j. aprender _____ |
| c. cubrir _____ | k. temer _____ |
| d. contestar _____ | l. lavar _____ |
| e. omitir _____ | m. sufrir _____ |
| f. escribir _____ | n. esperar _____ |
| g. vender _____ | o. decidir _____ |
| h. firmar _____ | p. romper _____ |

3. Fill in the Present Continuous forms using the verbs given below:

Ganar (to win / earn)	Visitar (to visit)	Esconder (to hide)	Beber (to drink)	Discutir (to discuss)	Admitir (to admit)
--------------------------	-----------------------	-----------------------	---------------------	--------------------------	-----------------------

- | | |
|----------------------------|-------|
| a. I am earning | _____ |
| b. She is discussing | _____ |
| c. We are winning | _____ |
| d. You (sg) are visiting | _____ |
| e. They are admitting | _____ |
| f. You (pl) are earning | _____ |
| g. He is hiding | _____ |
| h. I am drinking | _____ |
| i. They are visiting | _____ |
| j. You (sg) are discussing | _____ |

The Present Tense (irregular verbs)

1. Fill in the blanks with the appropriate forms of *ser* or *estar*:

- a. Un vaso de cerveza _____ sobre la mesa.
- b. Madrid _____ en España.
- c. El hombre _____ comiendo en el café.
- d. Alfonso _____ profesor.
- e. La mujer _____ furiosa.
- f. Las camisas _____ de poliéster.
- g. Yo _____ inglés.
- h. El colegio _____ grande y moderno.

2. Find out and write in the 6 forms of each of these irregular verbs:

Tener (to have)	Decir (to say)	Poder (to be able to)	Querer (to want)	Hacer (to do/make)	Ir (to go)

3. Fill in the appropriate verb forms using the infinitives given in brackets:

Seis hombres (*estar*) _____ en un café. Hay un inglés, un francés, un español, un alemán, un ruso y un chino. (*Hacer*) _____ mucho calor y todos (*tener*) _____ sed. Cada persona (*tener*) _____ un vaso de cerveza. Hay también seis moscas en el café, y las moscas (*tener*) _____ también sed. Una mosca cae en el vaso del inglés, otra mosca cae en el vaso del francés...etc. El inglés (*ir*) _____ a beber y ve la mosca! Llama al camarero, que trae otro vaso de cerveza. El francés ve también la mosca que (*estar*) _____ nadando en la cerveza. (*Estar*) _____ furioso, jura, da gritos. El español mira la mosca, (*hacer*) _____ un gesto y sale del café. El alemán retira la mosca y bebe la cerveza. El ruso bebe la cerveza y las moscas. El chino toma la mosca con los dedos, contempla al pobre insecto, come la mosca y bebe la cerveza.

123, 6 verbs in the Present Tense

1. The following verbs change their stem e -> ie. Fill in the appropriate forms:

Empezar (to begin)	Acertar (to guess)	Pensar (to think)	Recomendar (to recommend)	Encender (to switch on)	Extender (to extend)
-----------------------	-----------------------	----------------------	------------------------------	----------------------------	-------------------------

- | | |
|-------------------------|-------------------------|
| a. she thinks _____ | f. I switch on _____ |
| b. we extend _____ | g. you (sg) begin _____ |
| c. they recommend _____ | h. you (pl) guess _____ |
| d. he begins _____ | i. I think _____ |
| e. we recommend _____ | j. he switches on _____ |

2. The following verbs change their stem o -> ue. Fill in the appropriate forms.

Volver (to return)	Contar (to count)	Rogar (to ask)	Aprobar (to approve)	Renovar (to renew)	Probar (to try)
-----------------------	----------------------	-------------------	-------------------------	-----------------------	--------------------

- | | |
|--------------------------|-------------------------|
| a. he counts _____ | f. she tries _____ |
| b. they ask _____ | g. you (pl) ask _____ |
| c. I approve _____ | h. I count _____ |
| d. you (sg) return _____ | i. we return _____ |
| e. we renew _____ | j. you (sg) renew _____ |

3. The following verbs change their stem e -> ie. Fill in the appropriate forms.

Mentir (to tell lies)	Invertir (to invest)	Preferir (to prefer)	Sentir (to feel)
--------------------------	-------------------------	-------------------------	---------------------

- | | |
|--------------------------|--------------------------|
| a. he tells lies _____ | d. you (sg) prefer _____ |
| b. you (pl) invest _____ | e. I feel _____ |
| c. we feel _____ | f. they tell lies _____ |

The Future Tenses - a summary

The Immediate Future

In English: I am going to play
He is going to see
You're going to do

Use the appropriate part of the verb IR (to go) + a + infinitive.

IR
voy
vas
va
vamos
vais
van

Jugar = to play
To form "We are going to play"

Vamos a jugar
Part of IR + a + infinitive

The Future Tense

In English: I will play
He will see
You will do

The Future Tense is formed by adding endings onto the infinitive.

ENDINGS	I	é
	You (sg)	ás
	He / She / It	á
	We	emos
	You (pl)	éis
	They	án

Jugar = to play
To form "We will play"

Jugaremos
Infinitive + ending

The Conditional Tense

In English: I would play
He would see
You would do

The Conditional Tense is formed by adding endings onto the infinitive.

ENDINGS	I	ía
	You (sg)	ías
	He / She / It	ía
	We	íamos
	You (pl)	íais
	They	ían

Jugar = to play
To form "We would play"

Jugaríamos
Infinitive + ending

Verbs which are irregular in the Future and Conditional Tenses

Infinitive	Future	Conditional	Infinitive	Future	Conditional	Infinitive	Future	Conditional
Caber (to fit)	cabré	cabría	Poder (to be able)	podré	podría	Salir (to go out)	saldré	saldría
Decir (to say)	diré	diría	Poner (to put)	pondré	pondría	Tener (to have*)	tendré	tendría
Haber (to have*)	habré	habría	Querer (to want)	querré	querría	Valer (to be worth)	valdré	valdría
Hacer (to do/make)	haré	haría	Saber (to know)	sabré	sabría	Venir (to come)	vendré	vendría

The Immediate Future Tense

1. Fill in the six parts of the verb IR (to go)

I		We	
You (sg)		You (pl)	
He/she/it		they	

2. Fill in the immediate future tenses using the infinitives given below and the verb ir.

amar (to love)	regresar (to return)	subir (to climb)	cubrir (to cover)	ser (to be)
prometer (to promise)	vender (to sell)	enseñar (to teach)	decir (to say)	estudiar (to study)

- a. He is going to return. _____
- b. We are going to cover. _____
- c. I am going to climb. _____
- d. They are going to teach. _____
- e. You (pl) are going to say. _____
- f. She is going to sell. _____
- g. You (sg) are going to promise. _____
- h. It is going to be. _____
- i. They are going to love. _____
- j. I am going to study. _____

The Future Tense

1. Fill in the Future Tenses using the infinitives given below.

ir (to go)	llamar (to call)	mandar (to order)	estar (to be)	descubrir (to discover)	comprender (to understand)
---------------	---------------------	----------------------	------------------	----------------------------	-------------------------------

- a. You (sg) will call _____
- b. They will understand _____
- c. I will order _____
- d. You (pl) will be _____
- e. He will go _____
- f. We will discover _____
- g. She will order _____
- h. You (sg) will understand _____
- i. I will discover _____
- j. We will go _____

2. Fill in the irregular Future Tenses.

- a. I will say _____
- b. We will put _____
- c. She will have _____
- d. You (pl) will do _____
- e. He will want _____
- f. It will fit _____
- g. You (sg) will do _____
- h. It will be worth _____
- i. They will come _____
- j. They will say _____
- k. You (pl) will say _____
- l. She will be able _____
- m. You (sg) will come _____
- n. He will do _____
- o. They will know _____
- p. I will fit _____
- q. She will make _____
- r. We will go out _____
- s. I will want _____
- t. We will do _____
- u. I will be able _____
- v. We will know _____
- w. He will put _____
- x. You (pl) will want _____

The Conditional Tense

1. Fill in the Conditional Tenses using the infinitives given below.

preguntar (to ask)	cocinar (to cook)	romper (to break)	vivir (to live)	mirar (to watch)	decidir (to decide)
-----------------------	----------------------	----------------------	--------------------	---------------------	------------------------

- a. They would break _____
- b. He would cook _____
- c. You (pl) would ask _____
- d. We would live _____
- e. She would watch _____
- f. You (sg) would decide _____
- g. I would break _____
- h. They would cook _____
- i. I would decide _____
- j. You (sg) would watch _____

2. Fill in the irregular Conditional Tenses.

- | | |
|--|--|
| <ul style="list-style-type: none"> a. I would say _____ b. You (sg) would put _____ c. I would have _____ d. We would do _____ e. She would want _____ f. It would fit _____ g. They would do _____ h. It would be worth _____ i. He would come _____ j. He would say _____ k. We would say _____ l. I would be able _____ | <ul style="list-style-type: none"> m. They would come _____ n. She would do _____ o. He would know _____ p. You (pl) would fit _____ q. I would make _____ r. You (sg) would go out _____ s. You (pl) would want _____ t. We would go out _____ u. You (pl) would be able _____ v. You (sg) would know _____ w. She would put _____ x. We would want _____ |
|--|--|

The Past Tenses - a summary

The Imperfect

In English: I was playing
I used to play

Add the endings to the stem.

	-AR	-ER / -IR
I	aba	ía
You (sg)	abas	ías
He/she/it	aba	ía
We	ábamos	íamos
You (pl)	abais	íais
They	aban	ían

BEBER = to drink

To form "We used to drink"

BEBER > beb > bebíamos

HABLAR = to talk

To form "I used to talk"

HABLAR > habl > hablábamos

Irregular Imperfects:

Ser (to be)	Ir (to go)	Ver (to see)
era	iba	veía
eras	ibas	veías
era	iba	veía
éramos	íbamos	veíamos
erais	ibais	veíais
eran	iban	veían

The Preterite

In English: I played
I did play

Add the endings to the stem.

	-AR	-ER / -IR
I	é	í
You (sg)	aste	iste
He/she/it	ó	ió
We	amos	imos
You (pl)	asteis	isteis
They	aron	ieron

TOMAR = to take

To form "You (pl) took"

TOMAR > tom > tomasteis

COMER = to eat

To form "He ate"

COMER > com > comí

The Perfect

In English: I have played

Use the present tense of haber and a past participle.

HABER
he
has
ha
hemos
habéis
han

PAST PARTICIPLES
-AR Verbs: CANTAR > cant > cantado
-ER and -IR Verbs: BEBER > beb > bebido VIVIR > viv > vivido

Irregular Preterites

Andar (to walk)	anduve, anduviste, anduvo, anduvimos, anduvisteis, anduvieron
Caber (to fit)	cupe, cupiste, cupo, cupimos, cupisteis, cupieron
Dar (to give)	di, diste, dio, dimos, disteis, dieron
Decir (to say)	dije, dijiste, dijo, dijimos, dijisteis, dijeron
Estar (to be)	estuve, estuviste, estuvo, estuvimos, estuvisteis, estuvieron
Haber (to have)	hube, hubiste, hubo, hubimos, hubisteis, hubieron
Hacer (to do)	hice, hiciste, hizo, hicimos, hicisteis, hicieron
Ir (to go)	fui, fuiste, fue, fuimos, fuisteis, fueron
Poder (to be able)	pude, pudiste, pude, pudimos, pudisteis, pudieron
Poner (to put)	puse, pusiste, puso, pusimos, pusisteis, pusieron
Producir (to produce)	produje, produjiste, produjo, produjimos, produjisteis, produjeron
Querer (to want)	quise, quisiste, quise, quisimos, quisisteis, quisieron
Saber (to know)	supe, supiste, supo, supimos, supisteis, supieron
Ser (to be)	fui, fuiste, fue, fuimos, fuisteis, fueron
Tener (to have)	tuve, tuviste, tuvo, tuvimos, tuvisteis, tuvieron
Traer (to bring)	traje, trajiste, traje, trajeimos, trajisteis, trajieron
Venir (to come)	vine, viniste, vino, vinimos, vinisteis, vinieron
Ver (to see)	vi, viste, via, vimos, visteis, vieron

Irregular Past Participles:

abrir	abierto	morir	muerto
cubrir	cubierto	poner	puesto
decir	dicho	resolver	resuelto
escribir	escrito	ver	visto
hacer	hecho	volver	vuelto

The Preterite

1. Fill in the regular Preterites using the infinitives given below.

enseñar (to teach)	aprender (to learn)	viajar (to travel)	cruzar (to cross)	escribir (to write)	meter (to put)
-----------------------	------------------------	-----------------------	----------------------	------------------------	-------------------

- a. They taught _____
- b. He learned _____
- c. I travelled _____
- d. We wrote _____
- e. You (sg) put _____
- f. She crossed _____
- g. You (pl) wrote _____
- h. I learned _____
- i. We taught _____
- j. You (pl) put _____
- k. They travelled _____
- l. You (sg) crossed _____

2. Fill in the irregular Preterites.

- | | |
|--|---|
| <ul style="list-style-type: none"> a. It fitted _____ b. They saw _____ c. We were able _____ d. I had _____ e. He was (<i>ser</i>) _____ f. You (sg) said _____ g. They produced _____ h. She brought _____ i. I gave _____ j. You (pl) wanted _____ k. I was (<i>estar</i>) _____ l. We went _____ | <ul style="list-style-type: none"> m. You (sg) came _____ n. We walked _____ o. He did _____ p. They put _____ q. I knew _____ r. We knew _____ s. You (pl) came _____ t. She went _____ u. You (sg) saw _____ v. I went _____ w. I was (<i>ser</i>) _____ x. We said _____ |
|--|---|

The Imperfect

"used to _____" or "was _____ing"

1. Write in the endings for your reference:

	-AR verbs	-ER/-IR verbs
I		
You (sg)		
He/she/it		
We		
You (pl)		
They		

2. Write the correct verb forms in Spanish:

nadar (to swim)	bailar (to dance)	esquiar (to ski)	jugar (to play)	leer (to read)	salir (to go out)	querer (to want)	preferir (to prefer)
--------------------	----------------------	---------------------	--------------------	-------------------	----------------------	---------------------	-------------------------

- | | |
|--|---|
| <ul style="list-style-type: none"> a. They used to swim _____ b. We were skiing _____ c. She used to read _____ d. You (sg) used to want _____ e. You (pl) were skiing _____ f. We used to dance _____ g. She was going out _____ h. I was playing _____ | <ul style="list-style-type: none"> i. I used to dance _____ j. He was playing _____ k. We used to go out _____ l. I used to prefer _____ m. They were playing _____ n. You (sg) were reading _____ o. You (pl) were swimming _____ p. He used to want _____ |
|--|---|

Further Tasks

Complete the task log, or make your own one up but you will need to go through it with your Spanish teacher in September so make sure that it is clear and useful to you.

When you look at a website/ link on here, highlight it and note the date and what you thought about it. You can then put a couple of notes in your task log.

1. Create a Memrise account. Practise regularly.
2. Summarise, in Spanish, 2 articles (that were in Spanish!) that you have read from one of the websites/ papers above and say why they interested you. If you cannot print the article, make a note of the website. Try and make these related to one of the topics we will study (listed earlier in this document).
3. Translate the blurb for *María, llena eres de gracia* before watching it. Bring this along with you on paper to your first lesson:

María, una joven de 17 años, vive con su familia en una pequeña población al norte de Bogotá. Ella y Blanca, su mejor amiga, trabajan en una gran plantación de rosas preparando las flores para la exportación. La única distracción de María son los bailes a los que acude cada fin de semana con su novio Juan. Un día, para sorpresa de su familia, abandona su trabajo y decide irse a Bogotá. Lo que nadie sospecha es que María está embarazada. Durante el viaje, se encuentra con un conocido que le habla de su lucrativo trabajo como correo en el tráfico de drogas y la convence para que ella y su amiga Blanca se unan a la banda. Después de un corto periodo de preparación, las dos amigas suben a un avión con destino a Estados Unidos: María lleva 62 paquetitos de heroína en el estómago.

4. Choose a Hispanic country and prepare a short presentation on an aspect of culture - this should last no longer than 5 mins. You can create a PowerPoint if you want, but try and use headings rather than too much prose on the slide. This will be good practice for your IRP (Independent Research Project).
5. Look out for any items in the English or Spanish media relating to topics we will study - as above so that you have points to make in a discussion and opinions to give.
6. Go onto www.languagesonline.org.uk . Complete 10 exercises. Each exercise takes less than 5 minutes. Note down the exercise you did and your score.
7. Complete the grammar review (below) so that you can target any areas you feel weak on and feel good about the areas you know.
8. Complete the tense worksheet (below) to practise your tenses.
9. Read through the AQA A-Level Spanish course overview so that you have an idea of what we will be studying. This will also help you with task 4 above.
10. If you find any other websites/ links/ twitter feeds that you think are worth sharing, note them down too.
11. Each time you pass a second hand shop, pop in and see whether they have any large dictionaries or any Spanish books - either fiction or grammar. You can find old Spanish dictionaries worth £35 on sale for less than £5!

Task Log

Date	Website / source	Comments

Grammar self-assessment

	I DO NOT	NEED TO LEARN	QUITE CONFIDE	FULLY CONFIDEN
Nouns: gender, singular and plural forms				
Articles: definite (el, la...), indefinite (un, una)				
Adjectives: agreements (fem, pl...)				
Position/word order				
comparative and superlative (más, menos, el más.)				
comparative and superlative irregular (mejor...)				
indefinite (<i>cada, algunos, algunas</i>)				
possessive (mi ti...)				
interrogative (<i>¿qué?, ¿cuál?, ¿cuáles?...</i>)				
Adverbs: comparative and superlative				
interrogative (<i>¿cómo? ¿cuándo?</i>)				
Quantifiers/intensifiers (<i>muy, bastante...</i>)				
Pronouns: Subject (<i>yo, tú...</i>)				
object: direct and indirect (<i>lo, las, les...</i>)				
position and order (<i>te veo</i>)				
reflexive (<i>me, te...</i>)				
relative (<i>que,</i>)				
relative: <i>lo que, la que</i> (R)				
object: direct and indirect				
indefinite (<i>alguien</i>)				
possessive (<i>el mío, la mía...</i>) (R)				
interrogative (<i>¿Quién? ¿quiénes?</i>)				
interrogative (<i>¿qué?</i>) (R)				
Verbs: modes of address (<i>tú, vosotros, usted</i>)				
verbs + infinitive				
verbs + infinitive + preposition				
Verbs + - me gusta/me interesa etc				
Verbs + de (<i>acabo de</i>)				
negatives (<i>no, nunca, jamás...</i>)				
Present (regular)				
Present (irregular)				
Perfect				
Perfect with reflexives				
Imperfect				
Near Future (<i>voy a + infinitive</i>)				
Future				
Conditional				
Future perfect (<i>habrá hecho...</i>) (R)				
Conditional perfect (<i>habría salido...</i>) (R)				
Pluperfect (<i>había llegado..</i>)				
Present participle (<i>comiendo...</i>)				
Subjunctive mood (how to form it)				
Subjunctive mood (which expressions trigger it?)				

My notes/comments

	I DO NOT	NEED TO LEARN	QUITE CONFIDE	FULLY CONFIDEN
Indirect speech				
Inversion after speech (R)				
Prepositions: a/al/ a la...				
with countries, towns, places				
with month, dates, time				
Desde hace, acabar de				
Number, quantity and time				
Conjunctions				

My notes/comments

Grammar workout

Ejercicio 1

1. Cuando llegué a casa, mi prima había _____ .
a) salir b) salido c) saliendo d) salía
2. ¡Qué tiempo maravilloso! ¡Está _____ !
a) nevar b) nevando c) nevado d) nevó
3. ¿Qué quiere _____ este niño?
a) dice b) decir c) diciendo d) dicho
4. Álvaro, ¿cuándo vas a _____ el ruido?
a) terminar b) terminando c) terminas d) terminado
5. No quiero _____ porque está lloviendo.
a) salgo b) salir c) saliendo d) sale
6. ¿Quién ha _____ el premio?
a) ganado b) ganando c) gana d) ganó
7. Este profesor me habla como si _____ un niño.
a) soy b) fuera c) fui d) fue
8. Sí, sí. Yo he _____ con ella.
a) hablando b) hablado c) hablo d) hablé
9. Yo se lo explicada a Juan para que lo _____ .
a) comprender b) comprende c) comprenderá d) comprendiera
10. ¡Ojalá que _____ los niños mañana!
a) vienen b) vendrán c) vengán d) vendrían

Ejercicio 2:

Change the following Present tense verbs into the Preterit.

1. (Yo) hablo = _____
2. (Yo) voy a casa = _____
3. María y José comen = _____
4. (Yo) oigo la música = _____
5. El perro muerde = _____
6. Juana juega = _____
7. (Ellos) piensan = _____
8. (Yo) estoy en casa = _____
9. Cristiana viene = _____
10. (Tú) tocas el piano = _____

Ejercicio 3

Find the meanings of the following verbs.

1. pedir = _____
2. gozar de algo = _____
3. fiarse de alguien = _____
4. quejarse de = _____
5. tropezar con = _____

6. carecer de = _____
7. rebajar = _____
8. acrecer = _____
9. denegar = _____
10. concebir = _____

Ejercicio 4

Change the verbs from the Future Tense into the Conditional Tense.

1. (Tú) beberás = _____
2. (Yo) me lavaré = _____
3. (Ellos) pondrán = _____
4. (Ud.) tendrá = _____
5. María querrá = _____
6. (Yo) estudiaré = _____
7. Los chicos comerán = _____
8. (Nosotros) seremos = _____
9. Alfonso leerá = _____
10. (Ella) cantará = _____

Ejercicio 5:

Change the verbs in the following sentences to the Present Continuous.

1. El hombre vende manzanas en el parqu岸.

2. Corremos a la parada de autobuses.

3. Yo leo el libro de inglés.

4. ¿Regresas a casa?

5. ¿Quién bebe gaseosa en el jardín?

Ejercicio: 6

Make the adjectives in the following agree with the noun...

1. La hermana de Enrique es muy _____. (simpático)
2. Hay un estanque _____ en el Retiro. (famoso)
3. El profesor tiene muchos amigos _____. (inglés)
4. Compramos manzanas en un puesto _____. (azul)
5. Estamos estudiando unos libros muy _____. (fácil)
6. El padre de Manuel tiene árboles _____ en el jardín. (espléndido)
7. Hay _____ botella de gaseosa en la sala. (otro)
8. La madre de Mercedes compra flores _____ en la calle. (bonito)

What I need to revise

- 1)
- 2)

Spanish Y11 - Y12 Transition Document **ANSWERS**

La transición al español para el año 12.



How to prepare for Spanish at A Level

You have a few weeks in which to really prepare for your A Level in Spanish. The leap from GCSE to A Level is significant. This booklet contains links to a huge range of media, most of which is available for free online as well as tasks to complete before the start of term. In order to keep pace, it is vital that you work through the tasks. Little and often is always best!...




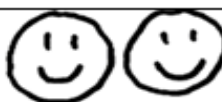


Use the answers below to correct your work. After you correct your work, notice which aspects you still need to work on and use some of your independent study time to focus on these aspects.

KS5 Spanish Grammar Revision Guide



NB: The Grammar Revision resources on www.languagesonline.org.uk are great as you can then select what tense you want to revise, read the explanations and complete the exercises. You can do these as often as you like and it gives you a percentage. Another useful tactic is to translate the examples and exercises into English to ensure you understand the meaning of each tense. Conjuguemos: a great website for practicing your verb conjugations. Find it here: <https://conjuguemos.com/> Complete the following activities - ©MFL Sunderland 2007 CS <http://www.sunderlandschools.org/mfl-sunderland>

Subjects (People) of Verbs - a summary

English Subject Pronoun	Spanish Subject Pronoun	Also known as	Is equivalent to
I	Yo	 1 st person singular The person speaking	
You (singular)	Tú	 2 nd person singular The person being spoken to	
He She It	Él Ella	 3 rd person singular The person being spoken about	<u>Adam</u> likes tea. <u>Sarah</u> ate chips. <u>The train</u> was late.
We	Nosotros Nosotras	 1 st person Plural / 4 th person The people speaking	<u>Andrew and I</u> went to Ibiza. <u>Lucía and I</u> are going to school.
You (plural)	Vosotros Vosotras	 2 nd person Plural / 5 th person The people being spoken to	
They	Ellos Ellas	 3 rd person Plural / 6 th person The people being spoken about	<u>Peter and Chloe</u> study Spanish. <u>The holidays</u> lasted 2 weeks.

Subjects of Verbs

1. Circle the subject of each of these sentences.

- | | |
|---------------------------------------|----------------------------------|
| a. The alarm rang. | f. Spain is a beautiful country. |
| b. The cat ran down the garden. | g. She won the race easily. |
| c. One of the waiters took the order. | h. A stitch in time saves nine. |
| d. Keith went to the leisure centre. | i. Two of the pencils are red. |
| e. I am always right! | j. They play the guitar. |

2. Replace the underlined subjects in these sentences with pronouns.

- a. Juan and I are going to the beach tomorrow.
 b. The television stopped working.
 c. At 9 a.m. Andrew and Chris arrived at school.
 d. The pencils rolled off the table.
 e. Susana is older than her sister.
 f. Mr Smith would like a Ferrari.

- a- We
 b- It
 c- They
 d- They
 e- She
 f- He

3. Fill in the appropriate pronouns in the grid below.

	English	Spanish
3 rd person plural	They	Ellos/ellas
2 nd person singular	You	Tú
1 st person singular	I	Yo
2 nd person plural	You plural	Vosotros/vosotras
3 rd person singular	He/she/it	él/ella
1 st person plural	We	Nosotros/nosotras

4. Which Spanish pronoun will you need for each of the underlined subjects?

- a. I am very tired.
 b. "Mary and I are leaving tomorrow," said Lucy.
 c. The girls went to the cinema.
 d. Eric wants to live in the Bahamas.
 e. Male cats tend to wander off a lot.

- a) Yo
 b) Nosotras
 c) Ellas
 d) Él
 e) ellos

The Present Tense - a summary

Regular Verbs

Chop off the -AR, -ER or -IR and add the relevant ending.

	Endings		
	-AR	-ER	-IR
I	o	o	o
You (sg)	as	es	es
He She It	a	e	e
We	amos	emos	imos
You (pl)	áis	éis	ís
They	an	en	en

For example:

Tomar = to take
 To form "we take"
 TOMAR > tom > tomamos

Irregular Verbs

Here are some of the most common, however this is not a comprehensive list - you should learn as many as you can!

Ser (to be) soy eres es somos sois son	Estar (to be) estoy estás está estamos estáis están
Ir (to go) voy vas va vamos vais van	Hacer (to do/make) hago haces hace hacemos hacéis hacen
Tener (to have) tengo tienes tiene tenemos tenéis tienen	Querer (to want) quiero quieres quiere queremos queréis quieren
Poder (to be able) puedo puedes puede podemos podéis pueden	Decir (to say) digo dices dice decimos decís dicen

Present Continuous

Use the appropriate part of the present tense of ESTAR, plus the present participle = ando / iendo

To form the present participle:

-AR verbs

TOMAR > tom > tomando

-ER and -IR verbs

BEBER > beb > bebiendo

VIVIR > viv > viviendo

123,6 Verbs

Some verbs have a spelling change which only occurs in people 123 and 6.

e > ie

ACERTAR > acert > aciert > acierto

o > ue

CONTAR > cont > cuent > cuentas

u > ue

DORMIR > dorm > duerm > duerme

The Present Continuous Tense

1. Fill in the parts of *estar*:

I	<i>Estoy</i>	We	<i>Estamos</i>
You (sg)	<i>Estás</i>	You (pl)	<i>Estáis</i>
He/she/it/Vd	<i>Está</i>	They / Vds	<i>Están</i>

2. Fill in the Present Participles of the following verbs:

a. andar	<i>andando</i>	i. caminar	<i>i. caminando</i>
b. comer	<i>b. comiendo</i>	j. aprender	<i>j. aprendiendo</i>
c. cubrir	<i>c. cubriendo</i>	k. temer	<i>k. temiendo</i>
d. contestar	<i>d. contestando</i>	l. lavar	<i>l. lavando</i>
e. omitir	<i>e. omitiendo</i>	m. sufrir	<i>m. sufriendo</i>
f. escribir	<i>f. escribiendo</i>	n. esperar	<i>n. esperando</i>
g. vender	<i>g. vendiendo</i>	o. decidir	<i>o. decidiendo</i>
h. firmar	<i>h. firmando</i>	p. romper	<i>p. rompiendo</i>

3. Fill in the Present Continuous forms using the verbs given below:

Ganar (to win / earn)	Visitar (to visit)	Esconder (to hide)	Beber (to drink)	Discutir (to discuss)	Admitir (to admit)
--------------------------	-----------------------	-----------------------	---------------------	--------------------------	-----------------------

a. I am earning	<i>a. Estoy ganando</i>		
b. She is discussing	<i>b. Está discutiendo</i>		
c. We are winning	<i>c. Estamos ganando</i>		
d. You (sg) are visiting	<i>d. Estás visitando</i>		
e. They are admitting	<i>e. Están admitiendo</i>		
f. You (pl) are earning	<i>f. Estáis ganando</i>		
g. He is hiding	<i>g. Está escondiendo</i>		
h. I am drinking	<i>h. Estoy bebiendo</i>		
i. They are visiting	<i>i. Están visitando</i>		
j. You (sg) are discussing	<i>j. Estás discutiendo</i>		

The Present Tense (irregular verbs)

1. Fill in the blanks with the appropriate forms of *ser* or *estar*:

a. Un vaso de cerveza _____ sobre la mesa.	<i>A. Estoy ganando</i>
b. Madrid _____ en España.	<i>B. Está discutiendo</i>
c. El hombre _____ comiendo en el café.	<i>C. Estamos ganando</i>
d. Alfonso _____ profesor.	<i>D. Estás visitando</i>
e. La mujer _____ furiosa.	<i>E. Están admitiendo</i>
f. Las camisas _____ de poliéster.	<i>F. Estáis ganando</i>
g. Yo _____ inglés.	<i>G. Está escondiendo</i>
h. El colegio _____ grande y moderno.	<i>H. Estoy bebiendo</i>
	<i>I. Están visitando</i>
	<i>J. Estás discutiendo</i>

2. Find out and write in the 6 forms of each of these irregular verbs:

Tener (to have)	Decir (to say)	Poder (to be able to)	Querer (to want)	Hacer (to do/make)	Ir (to go)
<i>Tengo</i>	<i>Digo</i>	<i>Puedo</i>	<i>Quiero</i>	<i>Quiero</i>	<i>Voy</i>
<i>Tienes</i>	<i>Dices</i>	<i>Puedes</i>	<i>Quieres</i>	<i>Quieres</i>	<i>Vas</i>
<i>Tiene</i>	<i>Dice</i>	<i>Puede</i>	<i>Quiere</i>	<i>Quiere</i>	<i>Va</i>
<i>Tenemos</i>	<i>Decimos</i>	<i>Podemos</i>	<i>Queremos</i>	<i>Queremos</i>	<i>Vamos</i>
<i>Tenéis</i>	<i>Decís</i>	<i>Podéis</i>	<i>Queréis</i>	<i>Queréis</i>	<i>Vais</i>
<i>Tienen</i>	<i>Dicen</i>	<i>Pueden</i>	<i>quieren</i>	<i>Quieren</i>	<i>Van</i>

3. Fill in the appropriate verb forms using the infinitives given in brackets:

Seis hombres (*estar*) están en un café. Hay un inglés, un francés, un español, un alemán, un ruso y un chino. (*Hacer*) Hace mucho calor y todos (*tener*) tienen sed. Cada persona (*tener*) tiene un vaso de cerveza. Hay también seis moscas en el café, y las moscas (*tener*) tienen también sed. Una mosca cae en el vaso del inglés, otra mosca cae en el vaso del francés...etc. El inglés (*ir*) va a beber y ve la mosca! Llama al camarero, que trae otro vaso de cerveza. El francés ve también la mosca que (*estar*) está nadando en la cerveza. (*Estar*) está furioso, jura, da gritos. El español mira la mosca, (*hacer*) Hace sale del café. El alemán retira la mosca y bebe la cerveza. El ruso bebe la cerveza y las moscas. El chino toma la mosca con los dedos, contempla al pobre insecto, come la mosca y bebe la cerveza.

123, 6 verbs in the Present Tense

1. The following verbs change their stem e -> ie. Fill in the appropriate forms:

Empezar (to begin)	Acertar (to guess)	Pensar (to think)	Recomendar (to recommend)	Encender (to switch on)	Extender (to extend)
-----------------------	-----------------------	----------------------	------------------------------	----------------------------	-------------------------

- | | | | |
|---|--|---|--|
| a. she thinks
b. we extend
c. they recommend
d. he begins
e. we recommend | F. Piensa
G. Extendemos
H. Recomiendan
I. Empieza
J. recomendamos | f. I switch on
g. you (sg) begin
h. you (pl) guess
i. I think
j. he switches on | A. enciendo
B. empiezas
C. acertáis
D. pienso
E. enciende |
|---|--|---|--|

2. The following verbs change their stem o -> ue. Fill in the appropriate forms.

Volver (to return)	Contar (to count)	Rogar (to ask)	Aprobar (to approve)	Renovar (to renew)	Probar (to try)
-----------------------	----------------------	-------------------	-------------------------	-----------------------	--------------------

- | | | | |
|--|---|--|--|
| a. he counts
b. they ask
c. I approve
d. you (sg) return
e. we renew | F. Cuenta
G. Ruegan
H. Apruebo
I. Vuelves
J. renovamos | f. she tries
g. you (pl) ask
h. I count
i. we return
j. you (sg) renew | A. prueba
B. Rogáis
C. cuento
D. Volvemos
E. Renuevas |
|--|---|--|--|

3. The following verbs change their stem e -> ie. Fill in the appropriate forms.

Mentir (to tell lies)	Invertir (to invest)	Preferir (to prefer)	Sentir (to feel)
--------------------------	-------------------------	-------------------------	---------------------

- | | | | |
|--|---|--|--|
| a. he tells lies
b. you (pl) invest
c. we feel | A. miente
B. inverties
C. sentimos | d. you (sg) prefer
e. I feel
f. they tell lies | D. prefieres
E. siento
F. mienten |
|--|---|--|--|

The Future Tenses - a summary

The Immediate Future

In English: I am going to play
He is going to see
You're going to do

Use the appropriate part of the verb IR (to go) + a + infinitive.

IR
voy
vas
va
vamos
vais
van

Jugar = to play
To form "We are going to play"

Vamos a jugar
Part of IR + a + infinitive

The Future Tense

In English: I will play
He will see
You will do

The Future Tense is formed by adding endings onto the infinitive.

ENDINGS	I	é
	You (sg)	ás
	He / She / It	á
	We	emos
	You (pl)	éis
	They	án

Jugar = to play
To form "We will play"

Jugaremos
Infinitive + ending

The Conditional Tense

In English: I would play
He would see
You would do

The Conditional Tense is formed by adding endings onto the infinitive.

ENDINGS	I	ía
	You (sg)	ías
	He / She / It	ía
	We	íamos
	You (pl)	íais
	They	ían

Jugar = to play
To form "We would play"

Jugaríamos
Infinitive + ending

Verbs which are irregular in the Future and Conditional Tenses

Infinitive	Future	Conditional	Infinitive	Future	Conditional	Infinitive	Future	Conditional
Caber (to fit)	cabré	cabría	Poder (to be able)	podré	podría	Salir (to go out)	saldré	saldría
Decir (to say)	diré	diría	Poner (to put)	pondré	pondría	Tener (to have*)	tendré	tendría
Haber (to have*)	habré	habría	Querer (to want)	querré	querría	Valer (to be worth)	valdré	valdría
Hacer (to do/make)	haré	haría	Saber (to know)	sabré	sabría	Venir (to come)	vendré	vendría

The Immediate Future Tense

1. Fill in the six parts of the verb IR (to go)*

I	Voy		We	Vamos	
You (sg)	Vas		You (pl)	Vais	
He/she/it	Va		they	Van	

2. Fill in the immediate future tenses using the infinitives given below and the verb ir.

amar (to love)	regresar (to return)	subir (to climb)	cubrir (to cover)	ser (to be)
prometer (to promise)	vender (to sell)	enseñar (to teach)	decir (to say)	estudiar (to study)

- a. He is going to return.
- b. We are going to cover.
- c. I am going to climb.
- d. They are going to teach.
- e. You (pl) are going to say.
- f. She is going to sell.
- g. You (sg) are going to promise.
- h. It is going to be.
- i. They are going to love.
- j. I am going to study.

- A. Va a volver
- B. Vamos a cubrir
- C. Voy a subir
- D. Van a enseñar
- E. Vais a decir
- F. Va a vender
- G. Vas a prometer
- H. Va a ser
- I. Van a amar
- J. Voy a estudiar

The Future Tense

1. Fill in the Future Tenses using the infinitives given below.

ir (to go)	llamar (to call)	mandar (to order)	estar (to be)	descubrir (to discover)	comprender (to understand)
---------------	---------------------	----------------------	------------------	----------------------------	-------------------------------

- a. You (sg) will call
- b. They will understand
- c. I will order
- d. You (pl) will be
- e. He will go
- f. We will discover
- g. She will order
- h. You (sg) will understand
- i. I will discover
- j. We will go

- A. Llamarás
- B. Comprenderán
- C. Mandaré
- D. Estarás
- E. Irá
- F. Descubriremos
- G. Mandará
- H. Comprenderás
- I. Descubiré
- J. iremos

2. Fill in the irregular Future Tenses.

- a. I will say
- b. We will put
- c. She will have
- d. You (pl) will do
- e. He will want
- f. It will fit
- g. You (sg) will do
- h. It will be worth
- i. They will come
- j. They will say
- k. You (pl) will say
- l. She will be able

- M. Diré
- N. Pondremos
- O. Tendrá
- P. Harás
- Q. Querrá
- R. Cabrá
- S. Harás
- T. Valdrá
- U. Ventrán
- V. Dirán
- W. Dirás
- X. podrá

- m. You (sg) will come
- n. He will do
- o. They will know
- p. I will fit
- q. She will make
- r. We will go out
- s. I will want
- t. We will do
- u. I will be able
- v. We will know
- w. He will put
- x. You (pl) will want

- A. Ventrás
- B. Hará
- C. Sabrán
- D. Cabré
- E. Hará
- F. Saldremos
- G. Querré
- H. Haremos
- I. Podré
- J. Sabremos
- K. Pondrá
- L. querremos

The Conditional Tense

1. Fill in the Conditional Tenses using the infinitives given below.

preguntar (to ask)	cocinar (to cook)	romper (to break)	vivir (to live)	mirar (to watch)	decidir (to decide)
-----------------------	----------------------	----------------------	--------------------	---------------------	------------------------

- a. They would break
- b. He would cook
- c. You (pl) would ask
- d. We would live
- e. She would watch
- f. You (sg) would decide
- g. I would break
- h. They would cook
- i. I would decide
- j. You (sg) would watch

- | |
|-------------------------|
| A. Romperían |
| B. Cocinaría |
| C. Preguntaríais |
| D. Viviríamos |
| E. Miraría |
| F. Decidirías |
| G. Rompería |
| H. Cocinarían |
| I. Decidiría |
| J. mirarías |

2. Fill in the irregular Conditional Tenses.

- a. I would say
- b. You (sg) would put
- c. I would have
- d. We would do
- e. She would want
- f. It would fit
- g. They would do
- h. It would be worth
- i. He would come
- j. He would say
- k. We would say
- l. I would be able

- | |
|--------------------|
| M. Diría |
| N. Pondrías |
| O. Tendría |
| P. Haríamos |
| Q. Querría |
| R. Cabría |
| S. Harían |
| T. Valdría |
| U. Vendría |
| V. Diría |
| W. Diríamos |
| X. podría |

- m. They would come
- n. She would do
- o. He would know
- p. You (pl) would fit
- q. I would make
- r. You (sg) would go out
- s. You (pl) would want
- t. We would go out
- u. You (pl) would be able
- v. You (sg) would know
- w. She would put
- x. We would want

- | |
|----------------------|
| A. Vendrían |
| B. Haría |
| C. Sabría |
| D. Cabrías |
| E. Haría |
| F. Saldría |
| G. Querrías |
| H. Sadríamos |
| I. Podrías |
| J. Sabrías |
| K. Pondría |
| L. querríamos |

The Past Tenses - a summary

The Imperfect

In English: I was playing
I used to play

Add the endings to the stem.

	-AR	-ER / -IR
I	aba	ía
You (sg)	abas	ías
He/she/it	aba	ía
We	ábamos	íamos
You (pl)	abais	iais
They	aban	ían

BEBER = to drink

To form "We used to drink"

BEBER > beb > bebíamos

HABLAR = to talk

To form "I used to talk"

HABLAR > habl > hablábamos

Irregular Imperfects:

Ser (to be)	Ir (to go)	Ver (to see)
era	iba	veía
eras	ibas	veías
era	iba	veía
éramos	íbamos	veíamos
erais	ibais	veíais
eran	iban	veían

The Preterite

In English: I played
I did play

Add the endings to the stem.

	-AR	-ER / -IR
I	é	í
You (sg)	aste	iste
He/she/it	ó	ió
We	amos	imos
You (pl)	asteis	isteis
They	aron	ieron

TOMAR = to take

To form "You (pl) took"

TOMAR > tom > tomasteis

COMER = to eat

To form "He ate"

COMER > com > comí

The Perfect

In English: I have played

Use the present tense of haber and a past participle.

HABER
he
has
ha
hemos
habéis
han

PAST PARTICIPLES
-AR Verbs: CANTAR > cant > cantado
-ER and -IR Verbs: BEBER > beb > bebido VIVIR > viv > vivido

Irregular Preterites

Andar (to walk)	anduve, anduviste, anduvo, anduvimos, anduvisteis, anduvieron
Caber (to fit)	cupe, cupiste, cupo, cupimos, cupisteis, cupieron
Dar (to give)	di, diste, dio, dimos, disteis, dieron
Decir (to say)	dije, dijiste, dijo, dijimos, dijisteis, dijeron
Estar (to be)	estuve, estuviste, estuvo, estuvimos, estuvisteis, estuvieron
Haber (to have)	hube, hubiste, hubo, hubimos, hubisteis, hubieron
Hacer (to do)	hice, hiciste, hizo, hicimos, hicisteis, hicieron
Ir (to go)	fui, fuiste, fue, fuimos, fuisteis, fueron
Poder (to be able)	pude, pudiste, pude, pudimos, pudisteis, pudieron
Poner (to put)	puse, pusiste, puso, pusimos, pusisteis, pusieron
Producir (to produce)	produje, produjiste, produjo, produjimos, produjisteis, produjeron
Querer (to want)	quise, quisiste, quise, quisimos, quisisteis, quisieron
Saber (to know)	supe, supiste, supo, supimos, supisteis, supieron
Ser (to be)	fui, fuiste, fue, fuimos, fuisteis, fueron
Tener (to have)	tuve, tuviste, tuvo, tuvimos, tuvisteis, tuvieron
Traer (to bring)	traje, trajiste, traje, trajimos, trajisteis, trajeron
Venir (to come)	vine, viniste, vino, vinimos, vinisteis, vinieron
Ver (to see)	vi, viste, vio, vimos, visteis, vieron

Irregular Past Participles:

abrir	abierto	morir	muerto
cubrir	cubierto	poner	puesto
decir	dicho	resolver	resuelto
escribir	escrito	ver	visto
hacer	hecho	volver	vuelto

The Preterite

1. Fill in the regular Preterites using the infinitives given below.

enseñar (to teach)	aprender (to learn)	viajar (to travel)	cruzar (to cross)	escribir (to write)	meter (to put)
-----------------------	------------------------	-----------------------	----------------------	------------------------	-------------------

- | | |
|---------------------|-----------------|
| a. They taught | A. Enseñaron |
| b. He learned | B. Aprendió |
| c. I travelled | C. Viajé |
| d. We wrote | D. Escribimos |
| e. You (sg) put | E. Pusiste |
| f. She crossed | F. Cruzó |
| g. You (pl) wrote | G. Escribisteis |
| h. I learned | H. Aprendí |
| i. We taught | I. Enseñamos |
| j. You (pl) put | J. Pusisteis |
| k. They travelled | K. Viajaron |
| l. You (sg) crossed | L. Cruzaste |

2. Fill in the irregular Preterites.

- | | | | |
|--------------------|---------------|------------------|--------------|
| a. It fitted | M. Cupo | m. You (sg) came | A. Viniste |
| b. They saw | N. Vieron | n. We walked | B. Anduvimos |
| c. We were able | O. Pudimos | o. He did | C. Hizo |
| d. I had | P. Tuve | p. They put | D. Pusieron |
| e. He was (ser) | Q. Fue | q. I knew | E. Supe |
| f. You (sg) said | R. Dijo | r. We knew | F. Supimos |
| g. They produced | S. Produjeron | s. You (pl) came | G. Vinisteis |
| h. She brought | T. Compró | t. She went | H. Fue |
| i. I gave | U. Di | u. You (sg) saw | I. Viste |
| j. You (pl) wanted | V. Quisisteis | v. I went | J. Fui |
| k. I was (estar) | W. Estuve | w. I was (ser) | K. Fue |
| l. We went | X. fuimos | x. We said | L. dijimos |

The Imperfect

"used to _____" or "was _____ing"

1. Write in the endings for your reference:

	-AR verbs	-ER/-IR verbs
I		
You (sg)	aba	ía
He/she/it	abas	ías
We	ábamos	íamos
You (pl)	abais	íais
They	aban	ían

2. Write the correct verb forms in Spanish:

nadar (to swim)	bailar (to dance)	esquiar (to ski)	jugar (to play)	leer (to read)	salir (to go out)	querer (to want)	preferir (to prefer)
--------------------	----------------------	---------------------	--------------------	-------------------	----------------------	---------------------	-------------------------

- | | | | |
|--------------------------|----------------|---------------------------|-------------|
| a. They used to swim | I. Nadaban | i. I used to dance | A. Bailaba |
| b. We were skiing | J. Esquiábamos | j. He was playing | B. Jugaba |
| c. She used to read | K. Leía | k. We used to go out | C. Salíamos |
| d. You (sg) used to want | L. Quería | l. I used to prefer | D. Prefería |
| e. You (pl) were skiing | M. Esquiabais | m. They were playing | E. Jugaban |
| f. We used to dance | N. Bailábamos | n. You (sg) were reading | F. Leías |
| g. She was going out | O. Salía | o. You (pl) were swimming | G. Nadabais |
| h. I was playing | P. Jugaba | p. He used to want | H. quería |

Further Tasks See below for details. We will look at the tasks you complete in September.

Complete the task log, or make your own one up but **you will need to go through it with your Spanish teacher in September** so make sure that it is clear and useful to you.

When you look at a website/ link on here, highlight it and note the date and what you thought about it. You can then put a couple of notes in your task log.

1. Create a Memrise account. Practise regularly.
2. Summarise, in Spanish, 2 articles (that were in Spanish!) that you have read from one of the websites/ papers above and say why they interested you. If you cannot print the article, make a note of the website. Try and make these related to one of the topics we will study (listed earlier in this document). **We will look at summaries as a class in September.**
3. Translate the blurb for *María, llena eres de gracia* before watching it. Bring this along with you on paper to your first lesson:

María, una joven de 17 años, vive con su familia en una pequeña población al norte de Bogotá. Ella y Blanca, su mejor amiga, trabajan en una gran plantación de rosas preparando las flores para la exportación. La única distracción de María son los bailes a los que acude cada fin de semana con su novio Juan. Un día, para sorpresa de su familia, abandona su trabajo y decide irse a Bogotá. Lo que nadie sospecha es que María está embarazada. Durante el viaje, se encuentra con un conocido que le habla de su lucrativo trabajo como correo en el tráfico de drogas y la convence para que ella y su amiga Blanca se unan a la banda. Después de un corto periodo de preparación, las dos amigas suben a un avión con destino a Estados Unidos: María lleva 62 paquetitos de heroína en el estómago.

María, a 17 year old girl, lives with her family in a small village to the north of Bogota. Her and Blanca, her best friend, work on a big rose plantation preparing the flowers for export. Maria's only amusement are the dances she attends every weekend with her boyfriend Juan. One day, to the surprise of her family, she leaves her job and decides to go to Bogota.

What no one suspects is that Maria is pregnant. During the journey, she meets an acquaintance who tells her about a lucrative job as a drugs mule and he convinces her and Blanca to join the gang. After a short preparation period, the two friends board a plane to the USA: María is carrying 62 little heroine packets in her stomach.

4. Choose a Hispanic country and prepare a short presentation on an aspect of culture - this should last no longer than 5 mins. You can create a PowerPoint if you want, but try and use headings rather than too much prose on the slide. This will be good practice for your IRP (Independent Research Project). **We will look at these presentations together in September.**
5. Look out for any items in the English or Spanish media relating to topics we will study - as above so that you have points to make in a discussion and opinions to give.
6. Go onto www.languagesonline.org.uk . Complete 10 exercises. Each exercise takes less than 5 minutes. Note down the exercise you did and your score.
7. Complete the grammar review (below) so that you can target any areas you feel weak on and feel good about the areas you know.
8. Complete the tense worksheet (below) to practise your tenses.
9. Read through the AQA A-Level Spanish course overview so that you have an idea of what we will be studying. This will also help you with task 4 above.
10. If you find any other websites/ links/ twitter feeds that you think are worth sharing, note them down too.
11. Each time you pass a second hand shop, pop in and see whether they have any large dictionaries or any Spanish books - either fiction or grammar. You can find old Spanish dictionaries worth £35 on sale for less than £5!

Grammarworkout

Ejercicio 1

11. Cuando llegué a casa, mi prima había _____ .
a) salir **b) salido** c) saliendo d) salía
12. ¡Qué tiempo maravilloso! ¡Está _____ !
a) nevar **b) nevando** c) nevado d) nevó
13. ¿Qué quiere _____ este niño?
a) dice **b) decir** c) diciendo d) dicho
14. Álvaro, ¿cuándo vas a _____ el ruido?
a) terminar b) terminando c) terminas d) terminado
15. No quiero _____ porque está lloviendo.
a) salgo **b) salir** c) saliendo d) sale
16. ¿Quién ha _____ el premio?
a) ganado b) ganando c) gana d) ganó
17. Este profesor me habla como si _____ un niño.
a) soy **b) fuera** c) fui d) fue
18. Sí, sí. Yo he _____ con ella.
a) hablando **b) hablado** c) hablo d) hablé
19. Yo se lo explicada a Juan para que lo _____ .
a) comprender b) comprende c) comprenderá **d) comprendiera**
20. ¡Ojalá que _____ los niños mañana!
c) vengan a) vienen b) vendrán d) vendrían

Ejercicio 2:

Change the following Present tense verbs into the Preterit.

- | | |
|---------------------------------|----------------------|
| 11. (Yo) hablo = _____ | 1. Hablé |
| 12. (Yo) voy a casa = _____ | 2. Fui a casa |
| 13. María y José comen = _____ | 3. Comieron |
| 14. (Yo) oigo la música = _____ | 4. Oí |
| 15. El perro muerde = _____ | 5. Mordió |
| 16. Juana juega = _____ | 6. Jugó |
| 17. (Ellos) piensan = _____ | 7. Pensaron |
| 18. (Yo) estoy en casa = _____ | 8. Estuve |
| 19. Cristiana viene = _____ | 9. Vino |
| 20. (Tú) tocas el piano = _____ | 10. Tocaste |

Ejercicio 3

Find the meanings of the following verbs.

- | | |
|-------------------------------|----------------------------|
| 11. pedir = _____ | 1. To ask |
| 12. gozar de algo = _____ | 2. To enjoy |
| 13. fiarse de alguien = _____ | 3. To trust someone |
| 14. quejarse de = _____ | 4. To complain |
| 15. tropezar con = _____ | 5. To stumble |
| | 6. To lack |

16. carecer de = _____
 17. rebajar = _____
 18. acrecer = _____
 19. denegar = _____
 20. concebir = _____

- | |
|-----------------|
| 7. To reduce |
| 8. To increase |
| 9. To deny |
| 10. To conceive |

Ejercicio 4

Change the verbs from the Future Tense into the Conditional Tense.

- | | |
|--------------------------------|---------------|
| 11. (Tú) beberás = _____ | 1. Beberías |
| 12. (Yo) me lavaré = _____ | 2. Me lavaría |
| 13. (Ellos) pondrán = _____ | 3. Pondrían |
| 14. (Ud.) tendrá = _____ | 4. Tendría |
| 15. María querrá = _____ | 5. Quería |
| 16. (Yo) estudiaré = _____ | 6. Estudiaría |
| 17. Los chicos comerán = _____ | 7. Comerían |
| 18. (Nosotros) seremos = _____ | 8. Seríamos |
| 19. Alfonso leerá = _____ | 9. Leería |
| 20. (Ella) cantará = _____ | 10. Cantaría |

Ejercicio 5:

Change the verbs in the following sentences to the Present Continuous.

6. El hombre vende **está vendiendo** manzanas en el parquét.

7. Corremos **Estamos corriendo** a la parada de autobuses.

8. Yo leo **estoy leyendo** el libro de inglés.

9. **¿Estás regresando** Regresas a casa?

10. **¿Quién está bebiendo** bebe gaseosa en el jardín?

Ejercicio: 6

Make the adjectives in the following agree with the noun...

9. La hermana de Enrique es muy **_simpático_**. (simpático)
10. Hay un estanque **_famoso_** en el Retiro. (famoso)
11. El profesor tiene muchos amigos **_ingleses_**. (inglés)
12. Compramos manzanas en un puesto **_azul_**. (azul)
13. Estamos estudiando unos libros muy **_faciles_**. (fácil)
14. El padre de Manuel tiene árboles **_esplendidos_** en el jardín. (espléndido)
15. Hay **_otra_** botella de gaseosa en la sala. (otro)
16. La madre de Mercedes compra flores **_bonitas_** en la calle. (bonito)